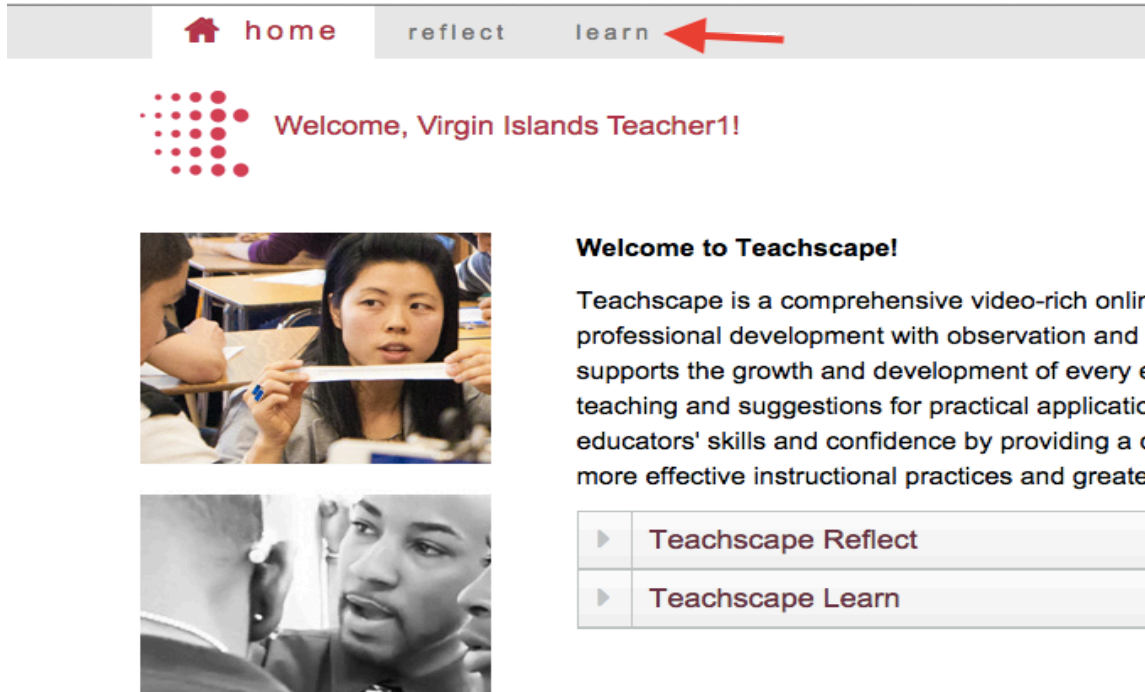
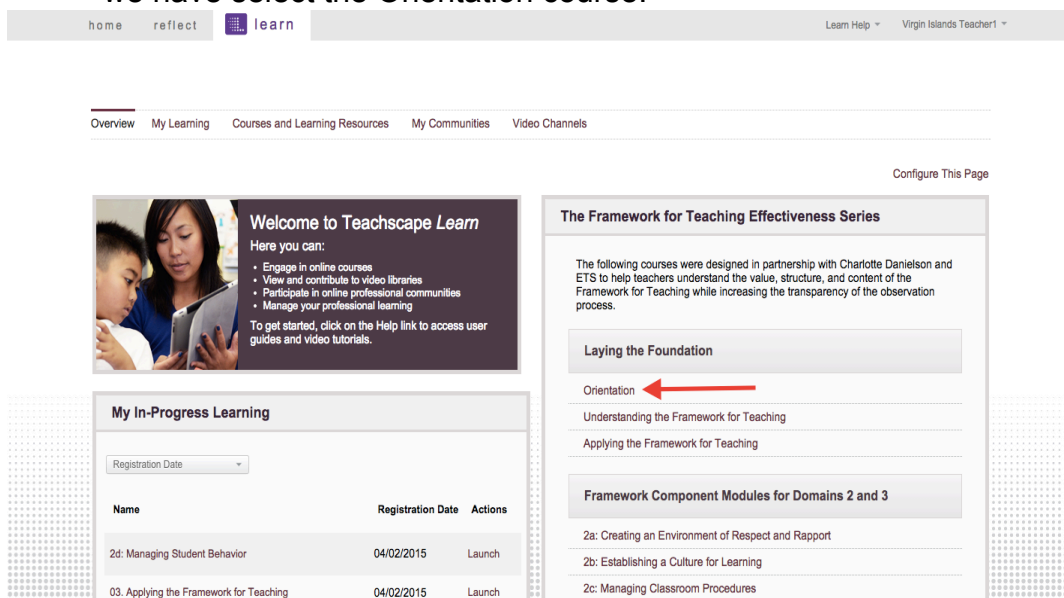


Focus for Teachers User Guide

1. After you have logged into the system, navigate from the home screen to Learn by clicking the Learn tab at the top of the page



2. On the Learn Home page, you will be able to see a list of all course offerings related to Focus for Teachers. Scroll up or down to see the courses available within the 'Framework for Teaching Effectiveness Series' box along the right side of the page and click on the title to navigate into the resource. In this example, we have select the Orientation course.



- The next page will show you information related to the course. In order to begin reviewing the materials, click the “Launch” button that appears on the page.

NOTE: Make sure pop-up windows are allowed on the web-browser you are using, as the course will load in a separate window.

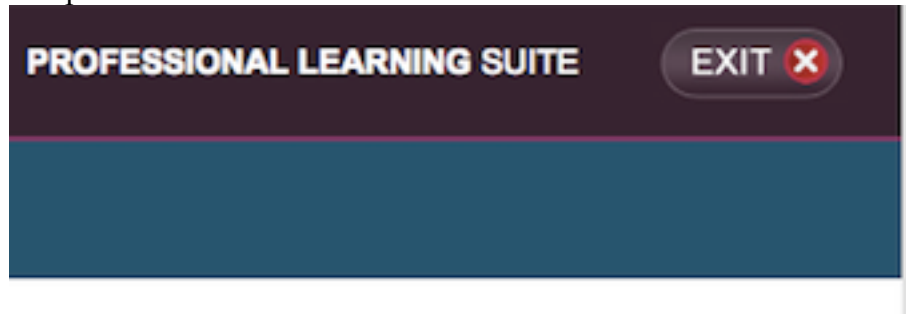
The screenshot shows the Teachscape interface. At the top, there are navigation links: home, reflect, and learn. Below this is a horizontal menu with tabs: Overview, My Learning, Courses and Learning Resources (selected), My Communities, and Video Channels. The main content area is titled 'Browse Catalog'. On the left, there is a sidebar with links: Browse Catalog, Search, Learning Resources, and Course Offering Requests. The main content area displays details for '01. Orientation (FCS13-ES-000, 1.0)'. It includes a 'Launch' button (highlighted with a red arrow) and a 'Back' button. Below these are 'More Actions' (Go to In-Progress Learning, Add to Plan, Request Offering), 'Delivery Type' (Web Based Training), 'Description' (This module is an orientation to teacher training on Charlotte Danielson's Framework for Teaching...), and 'Scheduling Information' (Duration 00:10, Language English). At the bottom, there are tabs for Main, Learning Assignments, and Associated Learning.

- Once within the course, you can read/view the information on each page and navigate by using the navigation links on the course page or by clicking the page links along the left hand side of the page:

The screenshot shows the Teachscape course page for 'Orientation'. The browser address bar shows the URL: learn.teachscape.com/Saba/Web_wdk/Learn/content/players/ContentServerDispatcher.rdf?caller=%2Fcontent%2FcontentDetail.rdf&contextId=ctctx000... The page has a dark header with the Teachscape logo, 'PROFESSIONAL LEARNING SUITE', and an 'EXIT' button. The main content area is titled 'Orientation'. On the left, there is a sidebar with links: Orientation, Introduction (selected), Video of Charlotte Danielson, and Framework Training. The main content area displays the 'Introduction' section. It includes a 'Next' button (highlighted with a red arrow) and a 'Back' button. The text describes the complexity of teaching and the importance of professional development. An image of a teacher and students is shown. The text continues: 'Because of its complexity, teaching is never perfect; there are always aspects of it that can be strengthened. Thus, supporting teacher professional development is critical. The Framework for Teaching offers a research-based and validated definition of good instruction. As such, the Framework enables teachers to analyze their own practice and identify areas where they want to focus their professional learning. The Framework can also be used for teacher evaluations across an entire school, providing a common language to describe practice and a shared understanding of what good teaching looks like in a range of settings. When carried out by observers trained in the Framework, an evaluation system yields a fair and reliable analysis of a teacher's strengths and areas for growth, identifying those aspects of practice that can benefit from targeted professional development.'

- To leave the course, use the exit button that appears towards the top right corner of the course you are viewing

NOTE: Your progress within the course will be saved, and when you return to it, you will resume from this point



- You can see which courses you are actively in progress with by navigating to the My Learning tab. You can also relaunch any of the courses you are viewing from this page.

Web Link: <http://learn.helpdocsonline.com/my-learning-overview>

Overview My Learning **Courses and Learning Resources** My Communities Video Channels

In-Progress Learning

In-Progress Learning

Completed Learning

Plans and Activities

My In-Progress Learning

Sort ☐ Group courses by certifications and c

01. Orientation (FCS13-ES-000,Version:1.0) Duration: 00:10 hours Status: Confirmed (Registration Date: 04/28/2015)	Launch more actions
2d: Managing Student Behavior (FCS13-ES-2D,Version:1.0) Duration: 02:00 hours Status: Confirmed (Registration Date: 04/02/2015)	Launch more actions
03. Applying the Framework for Teaching (FCS13-ES-010,Version:1.0) Duration: 01:30 hours Status: Confirmed (Registration Date: 04/02/2015)	Launch more actions
2a: Creating an Environment of Respect and Rapport (FCS13-ES-2A,Version:1.0) Duration: 03:00 hours Status: Confirmed (Registration Date: 04/01/2015)	Launch more actions

7. You'll also note that when you return to the Overview tab after viewing courses , it will show you the last five offerings you have launched to access these items from the product splash page. They will be contained within the "My In Progress Learning" box and can be launched from this page.

My In-Progress Learning

Registration Date

Name	Registration Date	Actions
01. Orientation	04/28/2015	Launch
2d: Managing Student Behavior	04/02/2015	Launch
03. Applying the Framework for Teaching	04/02/2015	Launch
2a: Creating an Environment of Respect and Rapport	04/01/2015	Launch

View All